


SHADE TREES



Mori Nurseries Ltd. offers a wide selection of containerized trees and a broad line of specialty ornamentals. We continue to add many new and exciting listings to our Reference Guide every year. It is our goal to continually refine our container tree program growing and producing only the best selection and quality of trees for our customers. Whether your requirements are for large shade or flowering trees, or small unique plants for those special spaces, Mori Nurseries can supply top quality products to meet your needs.



Crimson King Maple Emerald Queen Maple Royal Red Maple Conquest Maple Harlequin Maple

Mori #	Common and Latin Names	Zone	Height	Spread	Shape	Foliage	Flower	Fall Col.	Description
MAPLE									
202-08	PAPERBARK MAPLE <i>Acer griseum</i>	5	12m	6m	Oval	Dark green		Orange	Ornamental tree/shrub with trifoliate leaves. Exfoliating cinnamon-red bark. Slow growing. Adaptable to many different soil conditions.
202-09	PAPERBARK MAPLE (Multi-stem) <i>Acer griseum Multistem</i>		40'	20'		green			
202-29	COMPACT COLUMNAR MAPLE <i>Acer platanoides 'Columnar Compact'</i>	4	12m	4m	Narrow Columnar	Dark green		Yellow	Branches almost parallel to main stem. Very narrow. Good for street use and smaller sites.
202-23	CONQUEST MAPLE™ <i>Acer platanoides 'Conzam'</i>	4	12m	6m	Narrow Oval	Bronze Purple		Bronze	Lighter purple foliage colour. Intermediate in form between Crimson King and Crimson Sentry. Ideal for street use.
202-34	CRIMSON KING MAPLE <i>Acer platanoides 'Crimson King'</i>	4	12m	10m	Rounded	Deep purple		Maroon	Most popular of all purple-leaved Norway Maples, purple-red leaf colour holds all season and turns maroon in fall.
202-33	CRIMSON SENTRY MAPLE <i>Acer platanoides 'Crimson Sentry'</i>	4	8m	5m	Pyramidal	Deep purple		Maroon	Upright with densely packed purple leaves. Slow growing pyramidal form of Crimson King.
202-37	DEBORAH MAPLE <i>Acer platanoides 'Deborah'</i>	3	14m	12m	Broadly Oval	Bronze green		Bronze	Leathery red-purple leaves in spring mature to bronze-green in summer.
202-36	HARLEQUIN MAPLE <i>Acer platanoides 'Drummondii'</i>	5	10m	6m	Oval	Variegated		Yellow	Leaves are green edged with white. Branches which revert to green must be pruned out. Oval shaped and slow growing.
202-38	EMERALD QUEEN MAPLE <i>Acer platanoides 'Emerald Queen'</i>	3	15m	12m	Broadly Oval	Deep green		Yellow	Leathery leaves have reddish tint in spring, mature glossy dark green. Fall colour is orange-yellow. Fast growing.
202-39	FAIRVIEW MAPLE <i>Acer platanoides 'Fairview'</i>	4	15m	12m	Upright Oval	Bronze		Bronze	Leaves emerge red-purple, mature to bronze-green. Narrower and more upright than Deborah Maple. Fast growing.
202-40	GLOBE MAPLE <i>Acer platanoides 'Globosum'</i>	4	5m	6m	Dense Round	Dark green		Yellow	Densely branched globe form with no central leader. Formal effect in small spaces and patios.
202-32	PRINCETON GOLD MAPLE™ <i>Acer platanoides 'Princeton Gold'</i>	4	11m	10m	Upright Oval	Yellow		Yellow	Leaves emerge bright yellow in spring, mature to yellow in summer. Upright oval form.
202-35	ROYAL RED MAPLE <i>Acer platanoides 'Royal Red'</i>	4	12m	10m	Broad Oval	Maroon		Red	Densely branched with glossy maroon foliage all season. Red-bronze fall colour. Faster growing than Crimson King.
202-50	ARMSTRONG MAPLE <i>Acer x rubrum 'Armstrong'</i>	3	15m	4.5m	Upright Narrow	Green		Orange	Distinctly upright. Dark green leaves are more Silver-like than Red-like and slightly drooping. Orange-red fall colour. Fast growing with silver-grey bark. Silver-Red cross.
202-91	BRANDYWINE MAPLE <i>Acer x rubrum 'Brandywine'</i>	4	8m	4m	Columnar Oval	Dark Green		Orange	Dark green summer foliage. Red fall colour turns purple-red as season progresses. Distinctive columnar shape. 'October Glory' x 'Autumn Flame'.

Mori #	Common and Latin Names	Zone	Height	Spread	Shape	Foliage	Flower	Fall Col.	Description
202-49	AUTUMN BLAZE MAPLE™ <i>Acer x freemanii</i> 'Jeffersred'	4	16m 53'	13m 43'	Broadly Oval	Green		Red	Long lasting brilliant orange-red fall colour. Distinct upright branching. Fast growing and drought tolerant. Silver and Red Maple cross.
202-48	RED MAPLE <i>Acer rubrum</i>	3	12m 40'	12m 40'	Round Oval	Green		Orange	Distinctive red flowers appear before leaves emerge. Green leaves turn red-orange in fall. Ideal for use in wet sites. Rounded form. Native tree.
202-58	RED SUNSET RED MAPLE™ <i>Acer rubrum</i> 'Red Sunset'	5	15m 50'	11m 36'	Oval	Dark green		Reds	Glossy dark green leaves all season. One of the best Red Maple cultivars with brilliant orange-red to red fall colours. Upright branching oval habit.
202-97	SUN VALLEY RED MAPLE <i>Acer rubrum</i> 'Sun Valley'	4	13m 43'	11m 36'	Oval	Dark green		Red	Dark green foliage turns bright red in the fall. Symmetrical and densely branched oval crown.
202-63	SILVER QUEEN MAPLE <i>Acer saccharinum</i> 'Silver Queen'	3	15m 50'	12m 40'	Oval	Silver underside		Yellow	Fast growing, improved selection of Silver Maple. More dominant leader and upright spreading branches. Seedless.
202-61	SKINNER'S CUTLEAF SILVER MAPLE <i>Acer saccharinum</i> 'Skinneri'	3	15m 50'	12m 40'	Oval	Silver underside		Yellow	Distinctive deeply cut foliage, medium green above, silvery below. Yellow in fall. Seedless.
202-64	SUGAR MAPLE <i>Acer saccharum</i>	4	22m 73'	15m 50'	Oval	Green		Reds	Native variety best known both for its use in making Maple Syrup and its spectacular fall colours of oranges, reds, yellows and scarlets. Slow growing.
202-66	GREEN MOUNTAIN SUGAR MAPLE™ <i>Acer saccharum</i> 'Green Mountain'	3	20m 66'	15m 50'	Oval	Dark green		Red	Dark green leaves all season with excellent fall colours of red-orange to red. Hardest of sugar maple varieties.
202-93	PACIFIC SUNSET MAPLE™ <i>Acer truncatum</i> x <i>platanoides</i> 'Warrenred'	5	9m 30'	8m 26'	Upright Rounded	Glossy green		Orange to red	Glossy deep green leaves similar to Norway. Intense fall colours of yellow-orange to burgundy-red. Fine textured and uniform branch pattern. Moderate growth.

HORSECHESTNUT

204-05	RUBY RED HORSECHESTNUT <i>Aesculus x carnea</i> 'Briotii'	5	10m 33'	11m 36'	Broad Round	Dark green	Red	Yellow	Large-lobed leaves provide dense shade. Long panicles of red flowers in late spring are held upright. Slow growing and mildew resistant.
--------	--	---	------------	------------	----------------	---------------	-----	--------	--

TREE OF HEAVEN

204-50	TREE OF HEAVEN <i>Ailanthus altissima</i>	5	15m 50'	9-12m 30-40'	Upright spreading	Dark green	Yellowish		Rigorous, fast growing, long living. Bark pale grey and smooth with lighter vertical streaks. Alternate pinnate foliage, (tropical looking) with inconspicuous yellowish flowers in June. Tolerant to pollution, poor soil and drought.
--------	--	---	------------	-----------------	----------------------	---------------	-----------	--	---




Red Maple



Skinner's Cutleaf Silver Maple



Autumn Blaze Maple



Ruby Red Horsechestnut



Spring Flurry Serviceberry



Tree of Heaven




Royal Frost Birch



Youngi's Weeping Birch (bark inset)



Crimson Frost Birch (bark inset)



Cutleaf Weeping Peashrub



European Hornbeam



Umbrella Catalpa

Mori #	Common and Latin Names	Zone	Height	Spread	Shape	Foliage	Flower	Fall Col.	Description
SERVICEBERRY									
205-10	AUTUMN BRILLIANCE SERVICEBERRY <i>Amelanchier x grandiflora</i> 'Autumn Brilliance'	4	6m 20'	4.5m 15'	Upright Spreading	Green	White	Red	Abundant white flowers produce purple-blue edible fruit. Bright red fall colour. Upright, moderately spreading branches.
205-50	ROBIN HILL PINK SERVICEBERRY™ <i>Amelanchier laevis</i> 'Robin Hill'	4	8m 26'	4.5m 15'	Upright Spreading	Green	Pink	Orange	Dark pink buds open to light pink flowers that fade to white. Edible red-purple fruit.
205-42	SNOWCLOUD SERVICEBERRY <i>Amelanchier laevis</i> 'Snowcloud'	5	8m 26'	4.5m 15'	Upright Oval	Blue- green	White	Scarlet	Delicate upright airy form, branches spread wide at angles. Large white flowers produce showy purple-blue edible fruit. Outstanding fall colour.
205-44	SPRING FLURRY SERVICEBERRY <i>Amelanchier laevis</i> 'Spring Flurry'	4	11m 36'	6m 20'	Upright Oval	Green green	White	Orange	Pure white flowers appear in clusters in spring before the leaves emerge. Purple-blue edible berries. Orange fall colour. Strong central leader with upright branching.

BIRCH

206-14	RIVER BIRCH <i>Betula nigra</i>	4	15m 50'	12m 40'	Upright	Green		Yellow	The cinnamon-coloured exfoliating bark is spectacular in the winter. Lustrous medium green leaves. Borer resistant.
206-36	YOUNG'S WEEPING BIRCH <i>Betula pendula</i> 'Youngii'	2	6m 20'	6m 20'	Weeping	Dark green		Yellow	Finely cut leaves on slender, irregular, cascading branches. Dome shaped weeping.
206-15	WHITESPIRE BIRCH <i>Betula populifolia</i> 'Whitespire' (Clump)	4	12m 40'	7m 30'	Pyramidal Oval	Glossy Green		Yellow	Whitespire is similar in size and appearance to European Birch but is more resistant to birch borer.
206-51	JACQUEMONTI/HIMALAYAN BIRCH <i>Betula utilis</i> var. <i>jaquemontii</i> (Clump)	4	12m 40'	9m 30'	Upright Oval	Shiny green		Yellow	Whitest bark of all birches which appears to glow when planted with dark foliated plants. Foliage is thick glossy, dark green with yellow fall colour.
206-50	JACQUEMONTI/HIMALAYAN BIRCH <i>Betula utilis</i> var. <i>jaquemontii</i> (Single)	4	12m 40'	9m 30'	Upright Oval	Shiny green		Yellow	Whitest bark of all birches which appears to glow when planted with dark foliated plants. Foliage is thick glossy, dark green with yellow fall colour.
206-32	CRIMSON FROST BIRCH <i>Betula</i> x 'Crimson Frost'	4	10m 33'	7m 23'	Broad Upright	Burgundy		Burgundy	Distinctive dark purple foliage and exfoliating white bark creates a striking colour contrast.
206-34	ROYAL FROST BIRCH™ <i>Betula</i> x 'Penci-2' (Royal Frost)	4	12m 40'	6m 20'	Upright	Burgundy		Burgundy	Burgundy leaves hold their colour through the season, contrasting against exfoliating white-cinnamon bark. Best colouring in full sun. Leaf miner resistant.

PEASHRUB

208-08	WEEPING PEASHRUB <i>Caragana arborescens</i> 'Pendula'	2	1.75m 6'	2m 6.5'	Weeping Standard	Green	Yellow	Yellow	Yellow pea-like flowers in spring, pods in fall. Stiff, weeping habit with green-yellow bark. Hardy specimen that is drought, cold, wind and salt tolerant.
--------	---	---	-------------	------------	---------------------	-------	--------	--------	---

Mori #	Common and Latin Names	Zone	Height	Spread	Shape	Foliage	Flower	Fall Col.	Description
208-25	CUTLEAF WEEPING PEASHRUB <i>Caragana arborescens</i> 'Walker'	2	1.75m 6'	1.75m 6'	Weeping Standard	Green	Yellow	Yellow	Cutleaf form, ferny appearance and tighter weeping habit. Grows slower than 'Pendula'.
HORNBEAM									
210-15	PYRAMIDAL EUROPEAN HORNBEAM <i>Carpinus betulus</i> 'Fastigiata'	5	11m 36'	7m 23'	Pyramidal	Green		Yellow	Pyramidal form with upright branching. Useful for screens and hedges as it tolerates heavy pruning. Drought resistant and tolerant to most soils.
CATALPA									
212-06	UMBRELLA CATALPA <i>Catalpa bungei</i>	5	3m 10'	3m 10'	Globe	Glossy green	White	Yellow	Dwarf form with umbrella-like head. Flower clusters white shot with purple. Large glossy green leaves. Long seed pods are ornamental.
KATSURA									
214-14	KATSURA TREE <i>Cercidiphyllum japonicum</i>	5	20m 66'	15m 50'	Broad Pyramidal	Blue-green		Oranges	Heart-shaped leaves open purplish, mature blue-green. Pyramidal when young. Medium to fast growth. Disease and insect resistant.
214-15	WEEPING KATSURA TREE <i>Cercidiphyllum japonicum</i> 'Pendula'	5	4m 13'	4m 13'	Weeping	Blue-green		Oranges	Arching weeping habit resembles a waterfall. Blue green leaves. Fast growing.




Katsura (turning) and Weeping Katsura Trees *Forest Pansy Redbud* *Paul's Scarlet Hawthorn* *Royal Purple Smoke Tree* *Corkscrew Hazel*

REDBUD									
214-19	EASTERN REDBUD <i>Cercis canadensis</i>	6	7m 23'	9m 30'	Broad Rounded	Green	Purple-pink	Yellows	Purple-pink pea-like flowers cover purple-gray branches in May before heart-shaped leaves open. Small native tree ideal for sun to partial shade. Clump and tree forms.
214-20	EASTERN REDBUD CLUMP <i>Cercis canadensis</i> (Clump)	5	6m 20'	5m 16'	Vase	Green	Double Rose	Yellow	Double pink flowers resemble small rose buds.
214-24	FOREST PANSY REDBUD <i>Cercis canadensis</i> 'Forest Pansy'	6	6m 20'	8m 26'	Round	Maroon	Pink	Maroon	New foliage emerges scarlet red, matures to maroon and holds through the season. Deep pink flowers before foliage opens.
214-60	AVONDALE REDBUD <i>Cercis chinensis</i> 'Avondale'	6	4.5m 15'	3m 10'	Round	Green	Rose-purple	Oranges	Rose-purple flowers before leaves emerge. Heart shaped leaves are heavier textured and darker green than <i>C. canadensis</i> . Smaller rounded habit.
CORKSCREW HAZEL STANDARD									
215-01	CORKSCREW HAZEL STANDARD <i>Corylus avellana</i> 'Contorta'	5		2.5m 8'	Standard	Matte green	Catkins	Yellow	Unusual shrub with twisted, upright branches. Matte green leaves. Yellow catkins in early spring. Likes moist to wet soils. Good all season interest.



Toba Hawthorn *Crimson Cloud Hawthorn* *Russian Olive* *Tricolor Beech* *Purple Fountain Beech*

Mori #	Common and Latin Names	Zone	Height	Spread	Shape	Foliage	Flower	Fall Col.	Description
TREE SMOKEBUSH									
213-35	ROYAL PURPLE SMOKE TREE <i>Cotinus coggygria</i> 'Royal Purple'	5	3m 10'	3m 10'	Round Standard	Purple	Pink-purple	Maroon	A rich dark purple with a compact habit. Large, feathery, pink-purple flowers create smokey effect in summer. Long lasting.
HAWTHORN									
216-27	CRIMSON CLOUD HAWTHORN <i>Crataegus laevigata</i> 'Crimson Cloud'	4	8m 26'	6m 20'	Oval	Green	Red	Yellow	Flowers are single red with white star in centre. Distinctive wavy branch pattern. Glossy red fruit persists into winter. Vigorous and hardy.
216-30	PAUL'S SCARLET HAWTHORN <i>Crataegus laevigata</i> 'Paul's Scarlet'	4	8m 26'	6m 20'	Oval to Round	Green	Scarlet	Yellow	Double bright scarlet flowers make this showiest of all Hawthorns. Small deeply lobed foliage. Sparse, glossy red fruit. Densely branched.
216-23	SNOWBIRD HAWTHORN <i>Crataegus x mordenensis</i> 'Snowbird'	3	8m 26'	6m 20'	Upright Spreading	Green	White	Yellow	Small double white flowers in June produce red fruit. Deeply lobed, serrated foliage. Hardier than Toba. COPF selection from Morden in Manitoba.
216-25	TOBA HAWTHORN <i>Crataegus x mordenensis</i> 'Toba'	3	8m 26'	6m 20'	Upright Round	Green	White	Yellow	Fragrant double flowers open white and change to pale pink. Shiny dark green foliage. Red fruit. Twisted trunk. Introduced by Morden in Manitoba.
RUSSIAN OLIVE									
217-08	RUSSIAN OLIVE <i>Eleagnus angustifolia</i>	2	6m 20'	6m 20'	Round Irregular	Silver green	Yellow		Silver green foliage through season. Creamy yellow flowers in June produce golden berries. Salt and drought tolerant. Grows in range of soils.
EUONYMUS STANDARD									
218-58	COUNTRY GOLD	4			Standard		White		<i>Mor Gold Euonymus</i> 
218-52	EMERALD GAIETY	5			Standard		White tinge		
218-62	MOR GOLD	4			Standard		White		
218-66	SARCOXIE	5			Standard		White		
218-69	SURESPOT	5			Standard		White centre		
DWARF BURNING BUSH STANDARD									
218-10	DWARF BURNING BUSH STANDARD <i>Euonymus alata</i> 'Compacta'	3	1.5m 5'		Standard Rounded	Matte green	Yellow	Red	Orange red capsule fruit. Corky ridged bark and compound leaves of matte green. Dwarf, compact form. Brilliant red in fall.
BEECH									
219-45	DAWYCK GOLD BEECH <i>Fagus sylvatica</i> 'Dawyck Gold'	5	12m 40'	4m 13'	Columnar	Golden		Gold brown	New leaves emerge yellow, then mature to yellow-green before turning yellow again in the fall.
219-40	DAWYCK PURPLE BEECH <i>Fagus sylvatica</i> 'Dawyck Purple'	5	12m 40'	4m 13'	Columnar	Purple		Gold brown	Narrow, open form with purple leaves that hold their colour well throughout season.


Mori #	Common and Latin Names	Zone	Height	Spread	Shape	Foliage	Flower	Fall Col.	Description
BEECH (continued)									
219-30	PURPLE FOUNTAIN BEECH <i>Fagus sylvatica</i> 'Purple Fountain'	5	6m 20'	4m 13'	Weeping Pyramidal	Purple		Gold brown	Narrow weeping form with loose cascading branching from central leader. Excellent specimen where space is limited.
219-26	RIVERS PURPLE BEECH <i>Fagus sylvatica</i> 'Riversii'	5	20m 66'	8m 26'	Upright Oval	Purple		Gold brown	Leaves emerge reddish and turn deep purple throughout the summer. Densely compact and symmetrical.
219-24	TRICOLOR BEECH <i>Fagus sylvatica</i> 'Roseomarginata'	5	10m 33'	7m 23'	Upright Oval	Copper pink/white		Gold brown	Tri-coloured coppery leaves with irregularly edged pink and white. Best colour in partial shade. Excellent and very unusual for specimen use.



Red Heart Rose of Sharon Snow Mountain Hydrangea Limelight Hydrangea Quick Fire™ Hydrangea Little Lamb Hydrangea

GINKGO									
221-00	MAIDENHAIR TREE <i>Ginkgo biloba</i>	4	18m 60'	12m 40'	Irregular Pyramidal	Bright green		Golden	Fan-shaped green leaves turn golden in fall. Pyramidal when young, spreading with age. Pollution, pest, heat and salt tolerant. Slow growing.
221-18	PRINCETON SENTRY MAIDENHAIR TREE <i>Ginkgo biloba</i> 'Princeton Sentry'	4	12m 40'	4.5m 15'	Narrow Pyramidal	Green		Golden	Narrow growing male selection (no fruit). Good for areas where space is limited. Slow growing.

HONEYLOCUST									
222-15	IMPERIAL HONEYLOCUST® <i>Gleditsia triacanthos</i> var. <i>inermis</i> 'Impcole'	4	10m 33'	10m 33'	Compact Rounded	Green		Yellow	Compact form with dense, symmetrical branching. Dainty leaves. Thornless with few pods.
222-25	SHADEMASTER HONEYLOCUST <i>Gleditsia triacanthos</i> var. <i>inermis</i> 'Shademaster'	4	15m 50'	11m 36'	Broad Vase	Green		Yellow	Small green leaves cast dappled shade. Broad vase shape makes it an ideal street tree. Fast symmetrical growth with few pods.
222-30	SKYLINE HONEYLOCUST™ <i>Gleditsia triacanthos</i> var. <i>inermis</i> 'Skycyle'	4	15m 50'	11m 36'	Broad Vase	Green		Golden	Distinct pyramidal form. Fast growing. Larger green leaves turn golden yellow in fall. Tolerant of urban conditions.
222-35	SUNBURST HONEYLOCUST™ <i>Gleditsia triacanthos</i> var. <i>inermis</i> 'Suncole'	4	15m 50'	11m 36'	Broad Vase	Bright yellow		Golden	Bright yellow foliage in spring turns green in summer and golden in fall. Irregular horizontal branching casts dappled shade. Podless.

TREE HIBISCUS									
	ROSE OF SHARON 'TREE FORM' <i>Hibiscus syriacus</i>	5			Standard	Green		Yellow	Abundant hollyhock-like flowers late summer. Prune in early spring. Leaves in late spring.
223-12	3 IN 1								
223-52	RED HEART							Red, pink, purple	
223-60	LUCY							Single white/red eye	
223-65	MORNING STAR							Double red	
223-71	WOODBIDGE							Double white/red eye	Single pink/red eye

Lucy Hibiscus 3 in 1 Hibiscus (centre and right)

TREE HYDRANGEA


223-88	QUICK FIRE™ HYDRANGEA TREE <i>Hydrangea paniculata</i> 'Bulk'	4	2m 7'	2m 7'	Standard	Green	White	Yellow	Earliest flowering paniculata type. Flowers gradually turn from white to vivid dark pink.
223-77	KYUSHU HYDRANGEA TREE <i>Hydrangea paniculata</i> 'Kyushu'	4	2m 7'	2m 7'	Standard	Green	White	Yellow	Large showy blooms contrast against glossy green foliage.
223-78	LIMELIGHT HYDRANGEA TREE <i>Hydrangea paniculata</i> 'Limelight'	4	2m 7'	2m 7'	Standard	Green	Lime-green	White	Extraordinary colour with remarkable bright lime-green flowers. The flowers fade to white and in fall, mature with hues of pink.
223-81	LITTLE LAMB HYDRANGEA TREE <i>Hydrangea paniculata</i> 'Little Lamb'	4	2m 7'	2m 7'	Standard	Green	White	Yellow	Tiny florets in small but full panicles that resemble little lambs dancing above foliage. Very hardy and reliable bloomer.
223-75	P. G. HYDRANGEA TREE <i>Hydrangea paniculata</i> 'Grandiflora'	4	2m 7'	2m 7'	Standard	Green	White	Yellow	Popular standard tree has huge white cone-shaped flowers in August that gradually turn pink. Dark green leaves.
223-76	PINK DIAMOND HYDRANGEA TREE <i>Hydrangea paniculata</i> 'Pink Diamond'	4	2m 7'	2m 7'	Standard	Green	Pink	Yellow	Pink flower buds open to huge white flowers and change to pink. Larger flowers than P.G.
223-79	SNOW MOUNTAIN HYDRANGEA <i>Hydrangea paniculata</i> 'Snow Mountain'	4	2m 7'	2m 7'	Standard	Green	White	Yellow	Improved Kyushu with glossy green leaves, with bigger and fuller blooms in early July.

ENGLISH WALNUT


224-25	CARPATHIAN ENGLISH WALNUT <i>Juglans regia</i> 'Carpathiana'	5	20m 66'	20m 66'	Round Open	Green		Yellow	Leaves are 1/4 to 1/3 of the size of Black Walnut. Open, spreading crown with edible nuts. Should be pruned in the spring and fall.
--------	---	---	------------	------------	---------------	-------	--	--------	---

GOLDEN CHAIN TREE

225-24	GOLDEN CHAIN TREE <i>Laburnum x watereri</i> 'Vossii'	5	4m 13'	3m 10'	Upright Oval	Bright green	Yellow		Long hanging clusters of yellow flowers in spring contrast against bright green foliage and bark. Can tolerate alkaline soils, requires protected site.
--------	--	---	-----------	-----------	-----------------	-----------------	--------	--	---



Princeton Sentry Ginkgo Shademaster Honeylocust Skyline Honeylocust Sunburst Honeylocust Woodbridge and Morning Star Rose of Sharons P.G. Hydrangea Tree Pink Diamond Hydrangea Kyushu Hydrangea Tree English Walnut Golden Chain Tree



Tulip Tree in the fall *Columnar Tulip Tree* *Jane Magnolia* *Galaxy Magnolia* *Daybreak Magnolia*

Mori #	Common and Latin Names	Zone	Height	Spread	Shape	Foliage	Flower	Fall Col.	Description
--------	------------------------	------	--------	--------	-------	---------	--------	-----------	-------------

TULIP TREE

227-26	TULIP TREE <i>Liriodendron tulipifera</i>	5	20m 66'	10m 33'	Narrow Oval	Bright Green	Yellow	Yellow	Tulip-shaped yellow-green flowers with orange centres. Unusual green leaves. Fast growing native Carolinian tree with narrow pyramidal form.
227-27	COLUMNAR TULIP TREE <i>Liriodendron tulipifera</i> 'Fastigiatum'	5	15m 50'	5m 16'	Columnar	Green	Yellow	Yellow	Narrow form. Upright lateral branches almost parallel to central leader. Tulip-shaped flowers in summer and bright yellow in fall.

MAGNOLIA

228-17	ANN MAGNOLIA <i>Magnolia</i> x 'Ann'	5	3m 10'	3m 10'	Round	Green	Red		Compact, multi-branched rounded shrub. Profuse red flowers.
228-18	BETTY MAGNOLIA <i>Magnolia</i> x 'Betty'	5	3m 10'	3m 10'	Round	Green	Red-purple		Compact, multi-branched round shrub. Profuse flowers of rose-pink tinged with purple and white inside.
228-02	DAYBREAK MAGNOLIA <i>Magnolia</i> x 'Daybreak'	5	9m 30'	2m 6.5'	Columnar	Green	Pink		Large pure pink flowers are 10" across. Late flowering and very fragrant. Columnar form makes Daybreak an especially nice specimen.
228-05	ELIZABETH MAGNOLIA <i>Magnolia</i> x 'Elizabeth'	5	10m 33'	7.5m 25'	Pyramidal Upright	Green	Yellow		Elegant tapered buds open to clear primrose yellow flowers. Vigorous grower that flowers at an early age.
228-08	GALAXY MAGNOLIA <i>Magnolia</i> x 'Galaxy'	5	10m 33'	7.5m 25'	Upright	Bright green	Red-purple		Large red-purple flowers bloom late in season. Vigorous upright growth easily trained as a single stem specimen.
228-20	JANE MAGNOLIA <i>Magnolia</i> x 'Jane'	5	3m 10'	3m 10'	Round	Green	Red-purple		Compact, multi-branched upright shrub. Profuse red-purple flowers with white inside.



Royal Star Magnolia *Ann Magnolia* *Leonard Messel Magnolia* *Elizabeth Magnolia* *Betty Magnolia*

Mori #	Common and Latin Names	Zone	Height	Spread	Shape	Foliage	Flower	Fall Col.	Description
228-33	LEONARD MESSEL MAGNOLIA <i>Magnolia</i> x loebneri 'Leonard Messel'	5	5m 16'	5m 16'	Upright Rounded	Green	Pink- purple	Bronze	Deep pink buds open to pink flowers with white centres. Strap-like petals similar to Star. Multi-stem shrub or small tree.
228-34	DR.MERRILL STAR MAGNOLIA <i>Magnolia</i> x loebneri 'Merrill'	4	10m 33'	10m 33'	Upright Rounded	Green	White	Bronze	Fast growing spreading habit. Profuse white star-shaped flowers in early spring. Best in full sun.
228-13	SUNBURST MAGNOLIA <i>Magnolia</i> x 'Sunburst'	5	10m 33'	6m 20'	Upright	Dark green quilted	Yellow		Fast growing upright form. Considered most floriferous. Narrow canary yellow petals open to 5" tall flowers that resemble candles on a tree.
228-25	SUSAN MAGNOLIA <i>Magnolia</i> x 'Susan'	5	3m 10'	3m 10'	Round	Green	Red- purple		Compact, multi-stemmed, upright. Profuse red-purple buds open to large, lighter toned flowers. Flowers similar to Ann but larger.
228-15	TRANQUILITY MAGNOLIA <i>Magnolia</i> x 'Tranquility'	5	6m 20'	6m 20'	Round	Green	Golden		Pale golden yellow flowers, slight pink blush at base. 7-8" wide flowers open flat with wide petals. Foliage is wavy and curved upwards.



Sunburst Magnolia *Susan Magnolia* *Yellow Bird Magnolia* *Pink Spires Crabapple* *Hopa Crabapple* *Dolgo Crabapple*

228-09	YELLOW BIRD MAGNOLIA <i>Magnolia</i> x 'Yellow Bird'	5	9m 30'	5m 16'	Pyramidal	Green	Yellow		Canary yellow upright tulip-shaped flowers are 3" wide, longer lasting than others. Flowers emerge at same time as leaves. Vigorous, upright growth.
228-28	SAUCER MAGNOLIA <i>Magnolia</i> soulangiana	4	6m 20'	6m 20'	Round	Green	Pink	Yellow	Pink-purple buds open to large saucer-shaped creamy white flowers before leaves emerge. Multi-stemmed, broad.
228-31	RUSTICA RUBRA MAGNOLIA <i>Magnolia</i> soulangiana 'Rustica Rubra'	5	6m 20'	3m 10'	Upright Vase	Green	Purple-red	Yellow	Large red saucer-shaped blooms before leaves emerge in spring. Small multi-branched tree with medium growth habit.
228-38	ROYAL STAR MAGNOLIA <i>Magnolia</i> stellata 'Royal Star'	5	4m 13'	3m 10'	Round	Green	White	Bronze	Pink buds open to large, fragrant double white star-shaped flowers. Rounded shrub with upright branching.
228-14	SUNSATON MAGNOLIA <i>Magnolia</i> 'Sunsation'	5	10m 30'	6m 20'	Upright	Green	Yellow		Deep golden yellow flowers with a purple blushed base. Late blooming.

FLOWERING CRABAPPLE

230-08	DOLGO CRABAPPLE <i>Malus</i> 'Dolgo'	3	10m 33'	8m 26'	Open Spreading	Green	White	Yellow	Pink buds. Large white flowers. Bright red edible fruit used in jelly. Disease resistant.
--------	---	---	------------	-----------	-------------------	-------	-------	--------	---

Mori #	Common and Latin Names	Zone	Height	Spread	Shape	Foliage	Flower	Fall Col.	Description
FLOWERING CRABAPPLE (continued)									
230-12	HOPA CRABAPPLE Malus 'Hopa'	3	8m 26'	8m 26'	Round	Green	Pink	Yellow	Dark red-purple buds open to pink flowers with white centre. Edible red-yellow fruit used in jelly.
230-61	INDIAN SUMMER CRABAPPLE Malus 'Indian Summer'	4	6m 20'	6m 20'	Rounded	Green	Red	Yellow	Red buds develop into scarlet flowers in spring. Fruit is glossy red.
230-15	LOUISA WEEPING CRABAPPLE Malus 'Louisa'	4	5m 16'	5m 16'	Weeping	Green	Pink	Yellow	Broad weeping. Disease resistant. Red buds. True pink flowers. Yellow fruit, rose blush.
230-16	MAKAMIK CRABAPPLE Malus 'Makamik'	2	10m 33'	5m 16'	Round	Bronze	Double pink	Bronze	Dark red buds open to large, semi-double pink flowers. Large red fruit. Hardy and disease resistant. Developed in Canada.
230-22	PINK SPIRES CRABAPPLE Malus 'Pink Spires'	4	5m 17'	4m 13'	Narrow Upright	Red-Purple	Pink-red		Abundant bright pink-red flowers.
230-21	PRAIRIFIRE CRABAPPLE Malus 'Prairifire'	4	6m 20'	4m 20'	Upright Spreading	Purplish	Pinkish red		One of the best red leaved crabapples. Long lasting bright red flowers, excellent red fruit.



Red Jade Weeping Crabapple

Royalty Crabapple

Snowdrift Crabapple

Makamik Crabapple

Thunderchild Crabapple

230-20	PROFUSION CRABAPPLE Malus 'Profusion'	4	6m 20'	6m 20'	Upright Spreading	Bronze-Green	Pink	Bronze	Profusion of dark red buds open purple-red flowers that fade to pink. New foliage emerges purple and matures to bronze-green. Maroon fruit is persistent.
230-98	RED JADE WEEPING CRABAPPLE Malus 'Red Jade'	3	5m 16'	5m 16'	Weeping	Green	White	Yellow	Red buds open to white flowers. The bright red fruit persist into winter. Glossy green leaves on graceful pendulous branches. Disease resistant.
230-27	ROYAL BEAUTY WEEPING CRABAPPLE Malus 'Royal Beauty'	2	4m 14'	2m 6.5'	Weeping	Reddish	Dark pink		This narrow spreading tree catches the eye through the seasons. Suitable for restricted spaces.
230-28	ROYALTY CRABAPPLE Malus 'Royalty'	3	5m 16'	5m 16'	Upright Rounded	Purple-green	Crimson	Bronze	New leaves emerge glossy purple, mature to bronze in fall.
230-35	SNOWDRIFT CRABAPPLE Malus 'Snowdrift'	4	6m 20'	6m 20'	Upright rounded	Green	White	Orange	One of the most popular crabapples. The crown is very uniform and symmetrical, making it one of the formal looking crabapples.
230-38	THUNDERCHILD CRABAPPLE Malus 'Thunderchild'	3	5m 16'	5m 16'	Round	Purple	Pink		Deep purple leaves and masses of deep pink flowers produce small purple-red fruit.



Profusion Crabapple

Fruitless Weeping Mulberry

Quaking Aspen

Kwanzan Flowering Cherry

Bolleana Poplar

Mori #	Common and Latin Names	Zone	Height	Spread	Shape	Foliage	Flower	Fall Col.	Description
--------	------------------------	------	--------	--------	-------	---------	--------	-----------	-------------

MULBERRY

232-32	FRUITING WEEPING MULBERRY Morus alba 'Pendula'	4	4m 13'	4m 13'	Weeping Standard	Glossy green	Yellow	Yellow	This fruiting selection has a graceful weeping form with deeply cut shiny green leaves. Vigorous grower, withstands heavy pruning.
232-34	FRUITLESS WEEPING MULBERRY Morus alba 'Pendula Chapparel'	4	4m 13'	4m 13'	Weeping Standard	Glossy green	Yellow	Yellow	Non-fruiting selection.

PLANE TREE

238-42	BLOODGOOD LONDON PLANE TREE Platanus x acerfolia 'Bloodgood'	5	21m 70'	21m 70'	Broadly Pyramidal	Green			Pyramidal form with dark green leaves on top and silvery white on the undersides. Bloodgood is pollution tolerant and ideal for screening.
--------	---	---	------------	------------	-------------------	-------	--	--	--

POPLAR

240-21	CAROLINA POPLAR Populus canadensis 'Eugenei'	2	20m 67'	5m 17'	Upright Vase	Glossy green		Bronze	Strong growing tree, finely shaped with large, glossy leaves.
240-29	THEVE'S POPLAR Populus nigra 'Thevestina'	4	17m 57'	7m 23'	Narrow Upright	Medium green		Yellow	Very fast growing. A narrow upright habit. More disease resistant than Lombardy poplar.

ASPEN

240-42	QUAKING ASPEN Populus tremuloides	1	17m 56'	9m 30'	Narrow Pyramidal	Green/silver		Yellow	Native. Small bright green leaves with silver on underside. Leaves 'tremble' in the wind. A very fast growing tree that is suitable for poor soils.
--------	--------------------------------------	---	------------	-----------	------------------	--------------	--	--------	---

ORNAMENTAL CHERRY

244-47	KWANZAN FLOWERING CHERRY Prunus serrulata 'Kwanzan'	5	9m 30'	9m 30'	Vase	Dark green	Double pink	Copper	One of the nicest double pink flowering varieties. Leaves emerge bronze and mature to green. Excellent street tree or use in landscape plantings.
244-45	DOUBLE PINK WEEPING CHERRY Prunus subhirtella 'Plena Rosea Pendula'	6	3m 10'	2m 6.5'	Weeping	Green	Rose	Yellow-Red	Graceful weeping form with showy deep rose-pink flowers on long pendulous branches appear before leaves come out in May.
244-50	SHUBERT CHOKECHERRY Prunus virginiana 'Shubert'	2	6m 20'	5m 16'	Oval	Green to purple	White	Maroon	Known for the unusual colour change of its leaves. New growth is green maturing to purple. Fruit is edible. Nice dwarf accent tree with vigorous growth.
244-51	SNOW FOUNTAIN CHOKECHERRY Prunus x 'Snowfozam' COPF	5	4m 13'	5m 16'	Weeping	Dark green	White	Golds	Grafted form with graceful cascading branches covered in showy white flowers. A slow growing variety.



Redspire Flowering Pear Korean Sun Flowering Pear Red Oak (with fall inset) Regal Prince English Oak Skyrocket Oak

Mori # Common and Latin Names Zone Height Spread Shape Foliage Flower Fall Col. Description

ORNAMENTAL PEAR

245-05	ARISTOCRAT FLOWERING PEAR <i>Pyrus calleryana</i> 'Aristocrat'	5	11m 36'	8m 26'	Pyramidal to Oval	Glossy green	White	Purple- red	Fast growing with green leaves that turn purple-red in fall. Masses of white flowers in spring. Disease and insect resistant, tolerant of wet or dry soils. Excellent specimen or street tree.
245-20	CHANTICLEER FLOWERING PEAR <i>Pyrus calleryana</i> 'Chanticleer'	5	10m 33'	4.5m 15'	Narrow Pyramidal	Glossy green	White	Reddish	Evenly branched, narrow pyramidal form. Leaves glossy green turning reddish in fall. Disease resistant tree, ideal for formal plantings.
245-45	REDSPIRE FLOWERING PEAR <i>Pyrus calleryana</i> 'Redspire'	5	11m 36'	7m 23'	Pyramidal	Green	White	Red- yellow	Fast growing with dark green foliage that turns reddish yellow in fall. Tolerant of urban conditions. Prolific bloomer covered with white blooms.
245-60	KOREAN SUN FLOWERING PEAR <i>Pyrus fauriei</i> 'Westwood'	4	4m 13'	4.5m 15'	Round	Green	White	Red	Outstanding fine textured foliage and red fall colour. A compact rounded form. Hardier than other <i>Pyrus</i> varieties.

OAK

246-22	HERITAGE OAK <i>Quercus x macdanielii</i> 'Clemons'	4	15m 50'	12m 40'	Broadly Pyramidal	Dark green glossy		Yellow	A broadly pyramidal tree producing a good central leader and strong branching structure. Dark green leathery foliage is extremely resistant to powdery mildew. An English x Bur hybrid with better cold tolerance than English. An excellent street tree.
246-28	GREEN PILLAR OAK <i>Quercus palustris</i> 'Pringreen'	4	15m 50'	9m 25'	Columnar	Dark green		Bronze	This columnar form of Pin Oak features glossy, deeply lobed leaves. Leaves will persist through the winter.
246-34	CRIMSON SPIRE OAK <i>Quercus alba</i> x <i>robur</i>	5	14m 46'	4.5m 15'	Columnar	Dark green		Rust	Cross of White and English Oak. Tight habit. Mildew resistant foliage turns red in fall.
246-27	FOREST GREEN OAK <i>Quercus frainetto</i> 'Schmidt'	5	15m 50'	10m 30'	Upright Oval	Dark green		Yellow- brown	An upright growing, vigorous oak with a strong central leader. Drought resistant and adaptable. Leaves are glossy, round lobed and dark green.
246-31	PIN OAK <i>Quercus palustris</i>	4	23m 75'	12m 40'	Pyramidal	Glossy green		Orange- red	Native, rapid growing pyramidal form with a central leader. Easy to transplant and does well in wet or poorly drained soils. Leaves persist through winter.
246-37	PYRAMIDAL ENGLISH OAK <i>Quercus robur</i> 'Fastigiata'	5	14m 46'	4m 13'	Narrow Pyramid	Dark green		Yellow	An extremely narrow form of English Oak well suited for restricted planting areas.

246-36	SKYROCKET OAK <i>Quercus robur</i> 'Skyrocket'	5	14m 46'	4m 13'	Narrow Pyramid	Dark green		Yellow	Uniformly narrow shape. Tighter in form than the typical fastigiata English Oak.
246-32	REGAL PRINCE ENGLISH OAK <i>Quercus robur</i> 'Regal Prince'	5	15m 50'	7m 23'	Upright Oval	Bright green		Yellow	<i>Quercus robur</i> 'Fastigiata' and <i>Quercus bicolor</i> hybrid. Dark glossy green leaves have silver undersides. Thrives in wet and dry soils.
246-39	RED OAK <i>Quercus rubra</i>	4	20m 66'	20m 66'	Round	Dark green		Red	This native tolerates urban conditions. Leaves emerge pinkish, mature to dark green. Deep red fall colour. Leaves persist in winter.

ROBINIA

247-42	FLOWERING WEEPING ROBINIA <i>Robinia hispida</i> x ' <i>Macrophylla</i> ' Pendula	4	3m 10'	3m 10'	Loose Weeping	Green	Purple	Yellow	Sweet scented lavender-purple pendulous flowers. Open loose weeping form. Top grafted standard. Tolerant of urban conditions. Uncommon specimen.
247-35	PURPLE ROBE ROBINIA <i>Robinia pseudoacacia</i> 'Purple Robe'	4	13m 43'	9m 30'	Round	Purple to bronze	Purple	Bronze	New foliage purplish, matures to bronze-green. Long pendulous clusters of dark purple flowers in late spring. Tough, fast growing and drought tolerant.
247-30	TWISTY BABY ROBINIA CLUMP <i>Robinia pseudoacacia</i> 'Lacy Lady'	5	3m 10'	4m 13'	Irregular Spreading	Medium green	Purple	Yellow	Irregular spreading, twisting branches and pale to medium green leaves. Interesting specimen all season. Drought tolerant.
247-31	TWISTY BABY ROBINIA TREE FORM <i>Robinia pseudoacacia</i> 'Lacy Lady'	5	3m 10'	4m 13'	Irregular Spreading	Medium green	Purple	Yellow	Dark purple flowers on a single stem tree form.

WILLOW

248-17	GOLDEN WEEPING WILLOW <i>Salix alba</i> 'Tristis'	4	20m 67'	20m 67'	Wide Spreading	Bright green		Yellow	An extremely hardy, open spreading tree with golden yellow branches. Needs a large area to grow.
248-16	WEEPING PUSSY WILLOW <i>Salix caprea</i> 'Pendula'	4		1.5m 5'	Weeping Standard	Green		Catkins	Top grafted standard. Leaves are green with grey underneath. Soft grey catkins in spring before leaves emerge. Grows well in wet soils.
248-25	DAPPLED WILLOW <i>Salix integra</i> 'Hakuro Nishiki'	3		1m 40"	Standard	Tricolour			Striking ornamental shrub grafted onto rootstock. New foliage is variegated pink, white, and green. Shear regularly to keep pink colours bright.
248-51	WEEPING ARCTIC BLUE WILLOW <i>Salix purpurea</i> 'Pendula'	3		1.2m 4'	Weeping Standard	Silver- blue		Yellow	Graceful top-grafted tree with silver-blue leaves that turn yellow in fall. New twig growth is purple-red, matures to grey-green. Weeping umbrella-like habit. Hardy and tolerant of many soil conditions.



Pyramidal English Oak



Weeping Purple Robe and Twisty Baby Robinia (with inset of twisty stem)



Dappled Willow




Golden Weeping Willow

Mori #	Common and Latin Names	Zone	Height	Spread	Shape	Foliage	Flower	Fall Col.	Description
MOUNTAIN ASH									
250-80	RED CASCADE MOUNTAIN ASH™ <i>Sorbus americana</i> 'Dwarfcrowm'	3	5m 16'	2.5m 8'	Oval	Lustrous green	White	Golden	Compact oval tree. Lustrous green leaves turn yellowish in fall. Clusters of small white flowers produce small orange-red fruit.
250-09	CARDINAL ROYAL MOUNTAIN ASH <i>Sorbus aucuparia</i> 'Cardinal Royal'	2	12m 40'	6m 20'	Upright Symmetrical	Dark green	White	Rust	Dense clusters of brilliant red berries set this apart from other Sorbus. Upright symmetrical growth. Needs good drainage.
250-16	RUSSIAN MOUNTAIN ASH <i>Sorbus aucuparia</i> 'Rossica'	3	9m 30'	5m 16'	Upright Oval	Dark green	White	Rust	Rust-orange in fall. Large red berries. Heavy stem, interesting grey bark. Uniform shape.
250-20	OAKLEAF MOUNTAIN ASH <i>Sorbus hybrida</i> 'Fastigiata'	5	8m 26'	3m 10'	Pyramidal	Silver-green	White	Rust	Compact, beautiful pyramid with oak-like silver-green leaves. Orange-red berries in fall. Slow growing. Requires well drained soil.

LILAC STANDARD									
251-51	TINKERBELLE LILAC STANDARD® <i>Syringa</i> x 'Bailbelle'	4		1.5m 5'	Compact Standard	Green	Pink		Compact plant with wine-red buds opening to deep pink flowers with spicy fragrance.
251-54	AGNES SMITH LILAC STANDARD <i>Syringa</i> x <i>prestoniae</i> 'Agnes Smith'	3		2m 6.5'	Upright Vase	Dark Green	White		Sweetly scented snow white flowers appear 2 to 3 weeks later than common lilac. Slower growing and more compact.
251-60	WEeping LILAC STANDARD <i>Syringa juliana</i> 'Hers'	2		1m 40"	Weeping Standard	Dark green	Mauve	Yellow	Small weeping standard with delicate dark green leaves. Fragrant light mauve flowers in spring, sporadic through season. Tolerates partial shade. Shows good mildew resistance.
251-50	DWARF KOREAN LILAC STANDARD <i>Syringa meyeri</i> 'Palibin'	3		2m 6.5'	Globe Standard	Dark green	Red-purple		Dainty purplish leaves mature to dark green. Red-purple buds open to lavender-pink flowers in late spring. Dense compact habit.

IVORY SILK LILAC TREE									
251-25	IVORY SILK LILAC TREE <i>Syringa reticulata</i> 'Ivory Silk'	2	8m 26'	5m 16'	Compact Oval	Dark green	White		Compact, oval shaped. Creamy white flowers in June. Very hardy. Disease resistant.

FRENCH LILAC STANDARD									
	FRENCH LILAC STANDARD <i>Syringa vulgaris</i> - Standard form	2		2m 6.5'	Upright Vase	Green			Upright vase-shaped habit. Medium green leaves. Most fragrant of Lilacs.
251-88	BELLE DE NANCY						Double pink		 <p><i>Charles Joly Lilac</i></p>
251-90	CHARLES JOLY						Red-purple		
251-83	EDWARD J. GARDNER						Pink Double		
251-91	KATHERINE HAVEMEYER						Lavender-pink		
251-92	LUDWIG SPAETH						Purple-red		
251-94	MME. LEMOINE						Double white		
251-96	MICHEL BUCHNER						Double lilac		
251-99	SENSATION						Purple with white border		





Greenspire Linden Frontier Elm in the fall Wine & Roses Weigela Red Prince Weigela Beni Fuji Wisteria

LINDEN									
252-11	GLENLEVEN LINDEN <i>Tilia cordata</i> 'Glenleven'	3	15m 50'	9m 30'	Pyramidal	Medium green		Yellow	Fast growing open pyramidal form with an extremely straight trunk. Green foliage turns yellow in fall. Good for street tree use.
252-13	GREENSPIRE LINDEN <i>Tilia cordata</i> 'Greenspire'	3	15m 50'	10m 33'	Pyramidal	Dark green		Yellow	Small heart-shaped dark green leaves. Very narrow dense and symmetrical head. Fast growing. Excellent for use a street tree or specimen.

ELM									
253-10	FRONTIER ELM <i>Ulmus</i> 'Frontier'	5	7.5m 25'	4.5m 15'	Upright Pyramidal	Green		Red-purple	This hybrid elm of small size exhibits high disease tolerance. Tolerant of urban conditions. Bark is smooth grey-green.
253-09	WEeping CAMPERDOWN ELM <i>Ulmus glabra</i> 'Camperdownii'	4	6m 20'	6m 20'	Twisted Weeping	Dark green		Gold	Excellent small-scale weeping specimen. Spreading branches. Umbrella-like structure. Dark green leaves turn yellow to brown in fall.

VIBURNUM STANDARD									
255-20	EUROPEAN SNOWBALL STANDARD <i>Viburnum opulus</i> 'Roseum'	3		3m 10'	Round	Bright green	White	Purple-red	Round habit. Masses of flowers start green and change to white. Bright green foliage turns purple in fall. Bears no fruit.
255-30	MARIE'S DOUBLEFILE VIBURNUM STD <i>Viburnum plicatum</i> 'Mariesii'	5		2.5m 8'		Green	White	Reds	Creamy white flowers in spring. Distinctive horizontal branches. Reddish leaves in fall.

WEIGELA STANDARD									
257-21	GOLDEN VARIEGATED <i>Weigela florida</i> 'Variegata'	4		1.7m 6'	Rounded	Variegated	Rose		<i>Golden Variegated Weigela</i>
257-65	RED PRINCE <i>Weigela florida</i> 'Red Prince'	4		1.25m 5'	Upright Arching	Dark green	Red		
257-75	WINE & ROSES® <i>Weigela florida</i> 'Alexandra'	4		1.5m 5'	Upright Rounded	Burgundy	Pink		

TREE WISTERIA									
	WISTERIA TREE FORM	6			Standard	Green			Wisteria vine trained into tree form.
258-08	COOKE'S PURPLE							Purple	 <p><i>Cooke's Purple Wisteria</i></p>
258-06	BENI FUJI							Pink	
258-40	BLACK DRAGON (Violacea)							Purple	